




NATURE WALK SCAVENGER HUNT WHITTEN WOODS EDITION



Scavenger Hunt Guidelines

NAME: _____

ADDRESS: _____

EMAIL: _____

1. Insect Galls. Unusual growths on plants caused by certain insects. This one is from a Gall Fly that lays it's eggs in the stem of goldenrod.
 - Stay on the paths
 - Carry in-Carry out (leave no trace)
 - Bring family and/or friends
2. Glacial Erratics. Find a giant rock that looks like it shouldn't be there.
 - Take pictures. Post to your favorite social media and tag Squam Lakes Conservation Society at #squamlakesconservationociety on Instagram
 - **Go to our website foreversquam.org for maps, directions and more scavenger hunts**
3. A Snag. A dead tree that is still standing and may be home to wildlife. Observe quietly to see if someone is living there.
4. Find and identify 3 animal tracks.
5. Identify 3 kinds of trees by their bark.
6. Find a vernal pool. Who's living there?
7. Listen for a bird song (can you copy it?)
8. Can you identify any bodies of water, islands or mountains in the view?
9. Did you make it to the North Peak?

After you have found all items in the scavenger hunt, send this card back to the SLCS and we will send back a certificate of achievement and an Explorer sticker to display.

Please place
letter stamp here.
Post office
will not deliver
without postage.

Mail to:
Squam Lakes Conservation Society
PO Box 696
Holderness, NH 03245